

## **REPORT ON CBSE TEACHERS AWARD**

SAVITA GOEL, Primary teacher attended the CBSE award webinar conducted on 09 Sep 2020 from 0100 PM to 0225 PM.

Dr. Ramesh Pokhryal. Honourable minister of Education felicitated the teachers of CBSE Board, teachers of the schools affiliated with CBSE Board with CBSE Teachers Award 2019-20. All the incredible Teachers who had performed well in their sectors were felicitated.

The award function was streamed live on various social media platforms from the conference room in Shastri Bhavan, New Delhi. The Education minister gave away the award. **Mr. Sanjay Dhotre, Honourable Member of Lok Sabha** was present in the ceremony. All the teachers and staff of the CBSE affiliated schools participated in the function virtually. CBSE today honoured 38 principals and teachers across the country, recognising their contribution in the field of education. It was a motivating award ceremony.

**SAVITA GOEL**

PRT TECAHER

AF SCHOOL JALAHALLI EAST

Daste : 09 Sep 2020

## **REPORT ON CBSE TEACHERS AWARD WEBINAR ON 9/9/2020**

**TEACHERS ATTENDED : MRS. KAVERI ,MRS.SAVITA,MRS,SUNITHA,MRS. VEENA,MRS. CISY**

The Webinar was webcasted by National Informatics centre . The webinar began by a motivational song by Sardar Patel Vidyalaya.The CBSE online system based virtual awards were given from 1500 applications.32 awards were given for subject teachers and 12 awards were given for Principals. The selection was based on the clear evidences and the contribution given to school as well as to co teachers. The Best Awardees had contributed critical thinking, class room management, Mathematical learning etc. The new NEP has the flexibility and clear techniques in the way of teaching.(Teachers can decide which pedagogy to adopt)

Some teacher Awardees have given special contribution to

Hybrid Learning

Lab on Wheels

Eco friendly class

Green house effects

Hydroponics'

Spiritual Development

Robotics

ICT in Education

Physical Education

Art Education

Happiness based Learning

School after School

Experiential Learning

Flexible assessment tools

Self Assessment Methods

Tele counseling

## Environment based Education

### Invigilator free classroom projects

Honourable minister Shri Ramesh Pokhriyal Nishank concluded by quoting that “ Education is the all round development of the child. The foundation of the child should be strong enough for development. The application of Lifeskill is education and it never ends. He also urged us as teachers children should get motivated so that we can make the slogan Ek Bharat Shreshht Bharat come true.

### Cisy Mathew



## **REPORT ON WEBINAR CONDUCTED**

**ONLINE ON 09 SEP 2020**

### **CBSE Teacher's Award 2019 - 2020**

I attended CBSE Teachers Award 2019 – 20 function virtually on 9<sup>Th</sup> September 2020 at 1:00 pm.



The Hon'ble Minister of Education, Govt. of India was the chief Guest, who addressed the gathering and conferred the award to 38 Awardee - Principals/Teachers. He emphasized the role of teachers and expressed the happiness about New Educational Policy. A short film on the awardee teachers and their work was shown during the function. It was a pleasure to watch their videos and efforts.

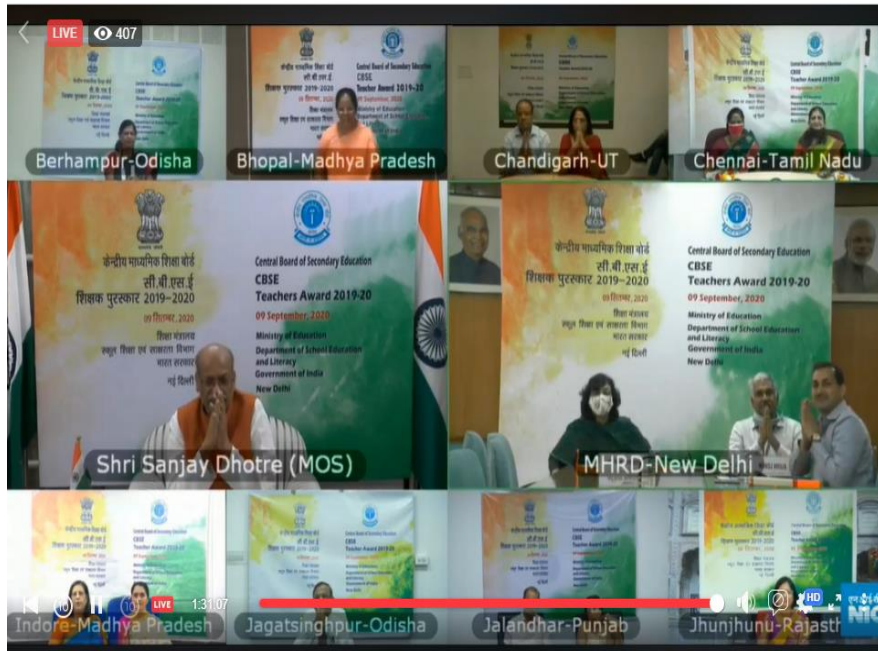
All the schools affiliated with the board participated in this virtual function with their teachers and the academic staffs. The speech given by him was very motivating and he appreciated the role of the teachers and specially mentioned about the important role teacher's played during the Pandemic by multitasking and simultaneously accepting the challenges thrown on them in a very short span of time. He showed his gratitude towards the teachers by comparing them to the lamp which gives light to millions of students and brightening their future.

Report by,

Kaveri Kiran

Primary Coordinator

Air force School



## CBSE Teachers Award 2019-20

CBSE HQ is live now.  
5 minutes ago · 🌐

CBSE  
Teachers Award 2019-20

Comments

Up next

Asif Shaikh Welcome sir 🙏

Sajni Khanna Good afternoon everyone, Sajni khanna from Hansraj Model School, Punjabi Ba


Vidhi Gupta Good afternoon all  
Vidhi Gupta



## **Report on the webinar“CBSE Teachers Award 2019-20”**

I attended 'CBSE Teachers Award 2019-20' function virtually on 9 September, 2020. CBSE honoured best school teachers from CBSE schools spread across the country today. HRD Minister Sri. Ramesh Pokhriyal 'Nishank' was the chief guest. The programme began at 1300 hours and concluded by 1425 hours. 38 teachers from different CBSE schools were felicitated and awards were distributed in this function.

During the ceremony, short films on the Awardee Teachers and their work also screened during the award function. It was indeed a pleasure to watch their videos and their effort to improve the overall development of the children. It was very much inspiring and can adopt in our classrooms too. Sri. Ramesh Pokhriyal ji addressed the gathering. He emphasized the role of teachers and the advantages of New Educational Policy to make India 'Shreshta Bharat'. It was really a motivational speech and appreciated the teaching fraternity who work under this difficult time.





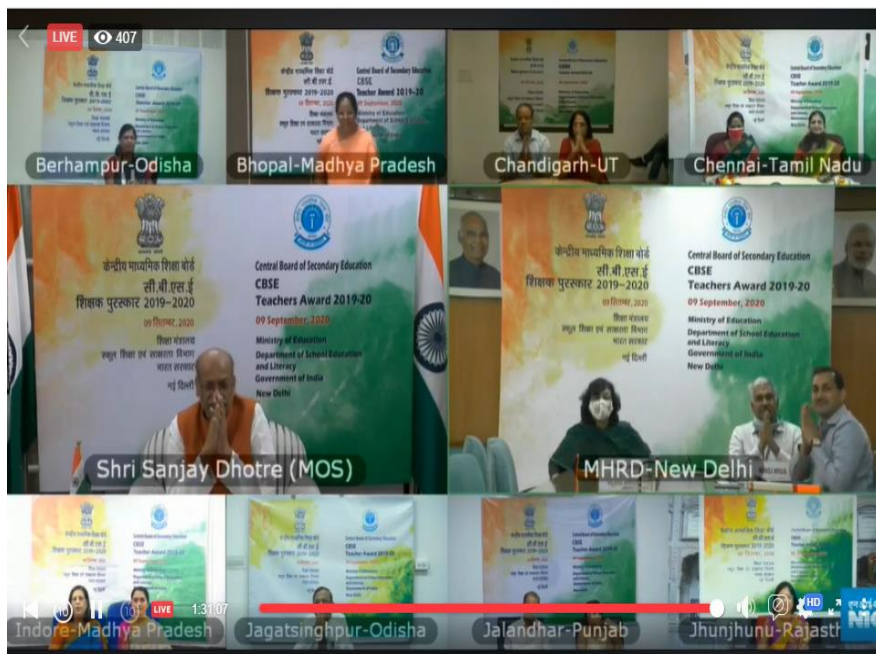
## CBSE Teachers Award 2019-20

CBSE HQ is live now.  
5 minutes ago · 🌐

CBSE  
Teachers Award 2019-20

Comments

- Asif Shaikh Welcome sir 🙏
- Sajni Khanna Good afternoon ever khanna from Hansraj Model School
- Vidhi Gupta Good afternoon all Vidhi Gupta



## CBSE Teachers Award 2019-20

CBSE HQ is live now.  
5 minutes ago · 🌐

CBSE  
Teachers Award 2019-20

Comments

Up next

- Asif Shaikh Welcome sir 🙏
- Sajni Khanna Good afternoon everyone, Sajni khanna from Hansraj Model School, Punjabi Ba
- Vidhi Gupta Good afternoon all Vidhi Gupta

Sunitha.AK

(PRT, Air Force School,Jlahalli)

## REPORT

### CBSE TEACHER'S AWARD 2019-20

I had the honour to attend the “CBSE Teachers Award 2019-20” function virtually on 9 September 2020. This award was streamed live on various platforms. The Hon’ble Minister of Education Shri Ramesh Pokhriyal ‘Nishank’ was the Chief Guest and he conferred the award to Awardee Principals/ Teachers. This webcast was organised by National Informatics Centre.



The Minister of State GOI, Shri Sanjay Dhotre and chairperson of CBSE, Shri Manoj Ahuja and the former chairperson Anita Karwal felicitated 38 Awardees.

The former CBSE chairperson Anita Karwal addressed and spoke about the need of creative thinking, culture based learning, art based integration as per the National Educational Policy 2020 in the pedagogy.



A beautiful song was presented by the teachers and students of Sardar Patel Vidyalaya, New Delhi before starting of the award function. A short film on the Awardee Teachers and their work was presented during the virtual function. The total of 15 Principals from all over the country were awarded along with 2 vice-principal (one vice-principal from Muscat) and 21 Teachers (one Physical Education teacher from Oman and computer science teacher from Moscow, Russia).

After felicitating the awardees, Shri Ramesh Pokhriyal addressed all the awardees and congratulated them for their innovative thinking and applying different pedagogies for teaching students and his precious words were that ***“A **TEACHER IS NOT EDUCATING A CHILD OR A FAMILY, THEY ARE BUILDING THE NATION**”***



**REPORT BY – VEENA VERMA**

**( PRT AIR FPRCE JALAHALLI BANGALORE)**

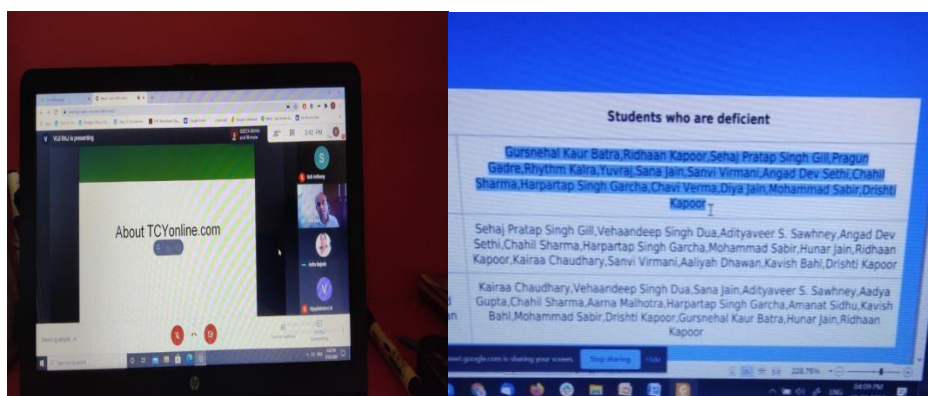
## **REPORT ON ONLINE WORKSHOP CONDUCTED ON 10<sup>th</sup> Sept. 2020**

### **RESOURCE PERSON: MR. VIJI RAJU**

A workshop was held on the topic – TCY online assessment tool by the TCY online.com. This session was conducted on 10 September 2020 which was attended by the teachers of Air Force Schools, Jalahalli East.

**Agenda of Webinar:** To make the teachers aware of the various testing tools available with TCY online and demonstration of the same.

The webinar was a brief demonstration of the various tools available on this platform for assessing the students of different grades. The resource person demonstrated the various modalities available both in the teacher interface and student interface. They will provide question bank from 3<sup>rd</sup> class to 10<sup>th</sup> class so that school can use it.



Points discussed are:

He explained what is Teacher Assistant?

-Upload MCQ Based Test and use for Maths, Science, Computer science, SST, Hindi , Malayalam .

- Premade content for Maths and science.
  - Assists the Teacher.
  - Complements online Teaching .
1. TCY online is free platform for assessment of students performance for schools till 31<sup>st</sup> March 2020.
  2. It enables the teachers with various testing and documenting modalities.
  3. It comes with three sets of assessment methods. They are - preloaded tests, test generator and uploading our own tests.
  4. The preloaded tests are only available for mathematics and science subjects.
  5. It allows to upload our own tests in Hindi language too.
  6. It enables the teachers to correct and award marks for subjective tests as well.
  7. The assessment is automatic and elaborate.
  8. It generates a variety of reports about the performance of the children showing their percentage and percentiles, the students' key strengths and concern areas with regard to concept understanding.
  9. Teacher also gets an overview of the success rate of rendering the class.

The session ended with the resource person clarifying and emphasizing of providing the platform free to schools until 31st March 2020 and the teachers would be provided with training with respect to the usage of the tools available on the platform for assessment.

With Regard

Geeta Raina PRT

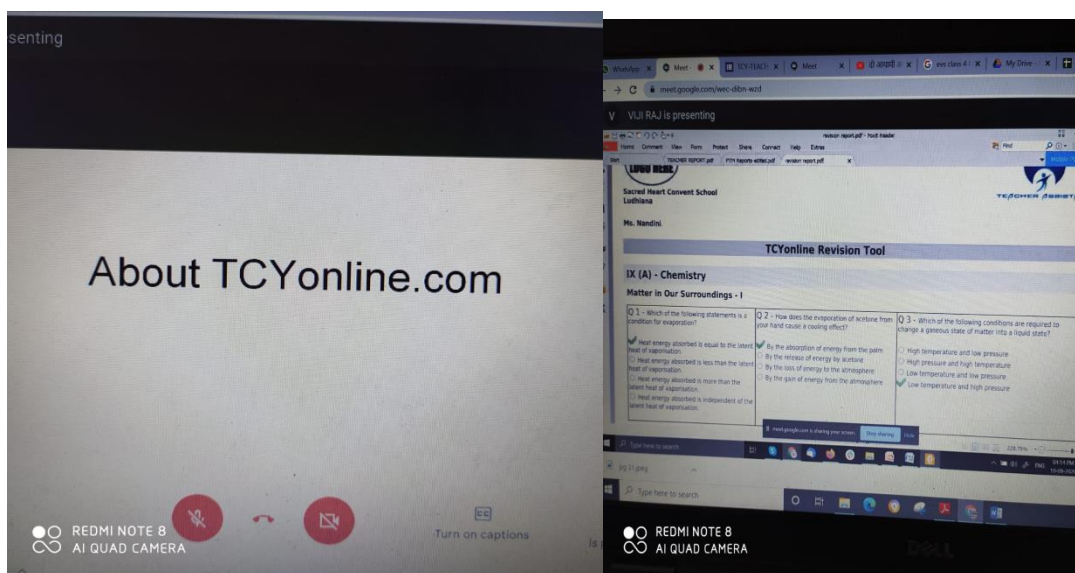
## REPORT ON WEBINAR CONDUCTED ONLINE ON 10 SEPTEMBER 2020

A workshop was held on the topic – TCY online assessment tool by the TCY online.com. This session was conducted on 10 September 2020 which was attended by few teachers of Air Force Schools, Jalahalli.

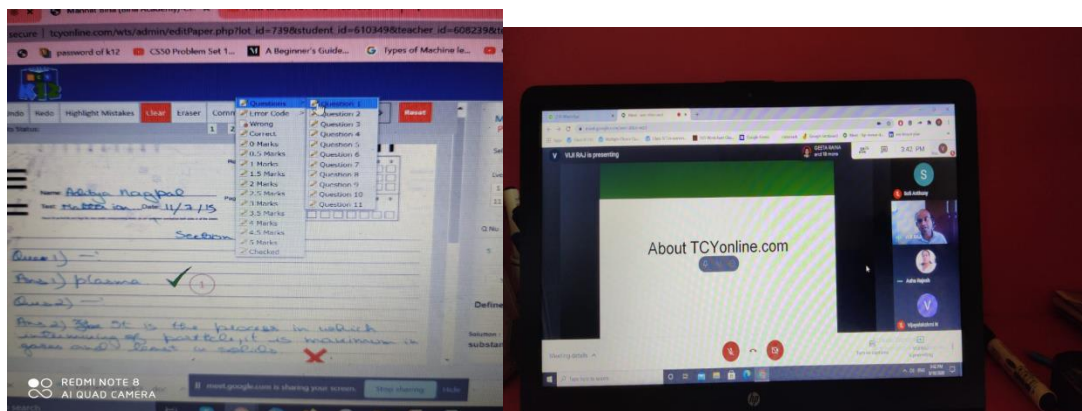
Resource Person: Mr.VijiRaju

Agenda of Webinar: To make the teachers aware of the various testing tools available with TCY online and demonstration of the same.

The webinar was a brief demonstration of the various tools available on this platform for assessing the students of different grades. The resource person demonstrated the various modalities available both in the teacher interface and student interface.







### Key Points:

1. TCY online is free platform for assessment of students performance for schools till March 2020.
2. It enables the teachers with various testing and documenting modalities.
3. It comes with three sets of assessment methods. They are -preloaded tests, test generator and uploading our own tests.
4. The preloaded tests are only available for mathematics and science subjects.
5. It allows to upload our own tests in Hindi language too.
6. It enables the teachers to correct and award marks for subjective tests as well.
7. The assessment is automatic and elaborate.
8. It generates a variety of reports about the performance of the children showing their percentage and percentiles, the students' key strengths and concern areas with regard to concept understanding.
9. Teacher also gets an overview of the success rate of rendering the class.

The session ended with the resource person clarifying and emphasizing of providing the platform free to schools until March 2020 and the teachers would be provided with training with respect to the usage of the tools available on the platform for assessment.

Feedback: Overall a good assessing tool with various testing and correcting modalities but it is designed to be conducted offline.

Report by -  
Prasanna C

PRT

## **REPORT ON WEBINAR - ONLINE MCQ AND SUBJECTIVE TEST TOOL FOR SCHOOLS**

### **(TCY TEACHER ASSISTANT)**

**TEACHERS: PRIMARY TEACHERS AND SECONDARY TEACHERS ON 10/9/2020**

**TIME: 3:30 TO 4:30**

**Resource Person : Mr. Viji Raj (Assistant Manager, TCY TEACHER ASSISTANT)**

The Webinar began by introducing the Resource Person. He has introduced the TCY Teacher Assistant. He has discussed on

- 1) OBJECTIVE TYPE QUESTIONS TEST in a Word Form
- 2) QUESTION BANK
- 3) A new MODULE under development which will be launched on Sept 15

The 3 WAYS TO CONDUCT TEST was really interesting

- 1) PRELOADED TEST where we can set the time limit. Before Assigning we can preview the test. Also Children get a message for the test  
( BUT THIS TEST IS ONLY FOR MATH AND SCIENCE)
- 2) Customize test (We can customize the test with the features given) (Upload our own test is quite good)
- 3) For subjective test (Teacher has to do in a laptop or desktop but not in mobile)

### **The advantages**

- 1) It is given for free
- 2) Children can upload correctly in order
- 3) Evaluation panel (two parts.. Paper and marking separate)
- 4) For checking only mouse needed.. no keyboard
- 5) Prevent mistakes if the mark given by the teacher exceeds the marks.
- 6) Complete evaluation of the child. (No chance of copying for the Objective type Questions. Complete control of test is with the teacher)
- 7) Once the test is done, open the discussion panel and discuss the common mistakes
- 5) It will generate a PTM report
- 6) Remedial Measures can be taken

**Cisy Mathew**

## **REPORT ON WEBINAR CONDUCTED ON 30<sup>th</sup> MAY 2020**

**TEACHER - MRS CISK MATHEW**

**DATE – 30<sup>TH</sup> MAY 2020**

**TIME – 04 PM to 05:30 PM**

**TOPIC – TECHNOLOGY IN SCHOOLS**

The webinar was hoisted by Amrita Vishwa Vidyapeetham. The participants were welcomed to join the webinar. Mr.Srivalsan M, Head of ICTS, Amrita Vishwa Vidyapeetham was the resource person for the webinar. The resource person conducted a poll to understand the crowd.



Meanwhile the meaning of technology was discussed.

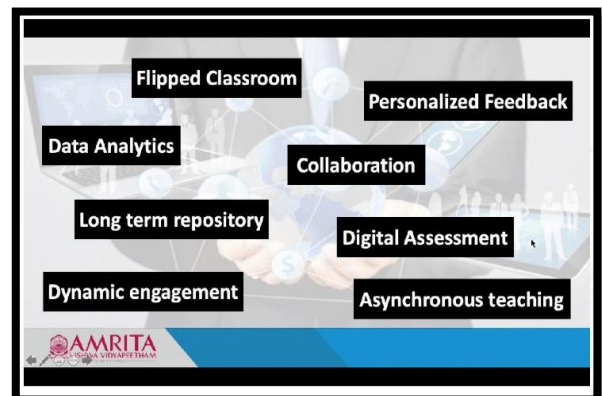
He explained that good knowledge of the domain is needed in the current covid-19 crisis. He explained how technology can be incorporated to ensure teaching and learning through an example of Sound Engineering “now” and “before”.

The following points were presented.

1. Shifting from synchronous learning to asynchronous learning.
2. Technology could include flipped classroom, personalized feedback, data analytics, collaboration, long term repository, digital assessment and dynamic engagement.



3. Technology could also produce a data analytics for the students' performance.
4. The different challenges that could be faced in the process of adopting technology for schools were knowledge, budget, connectivity and security.
5. Innovate and enhance the process.



The workshop concluded with a Q&A session . The webinar finally concluded with the impression that technology for schools should not be seen as a solution to the current covid-19 crisis but as a continued methodology in order to enhance the quality of teaching and learning.

Report by: Mrs.Cisy Mathew (PRT)

## **REPORT ON WEBINAR CONDUCTED**

**ONLINE ON 30 MAY 2020**

### **TOPIC: How to prepare for Schools reopening?**

A workshop was held on the topic – “How to prepare for Schools reopening?” This session was conducted on 30 May 2020 which was attended by many teachers of various schools.

**Participants from Air Force School, Jalahalli East:** Mrs.Vasugi Gopal (Principal), Mrs. Kaveri Kiran, Mrs.Shoma, Mrs.Farath, Mrs. Suchitra

**Panellists from the Webinar:** CL Mohan Narayanan, Dr. Balavenkat, Mrs. Kalpana, Mr.Ullas Kumar, Mr.Manikandan Iyer.

First Mrs. Kalpana addressed everyone by asking a question “What is going to happen to the academic year?, Why should we reopen the schools in the short and the medium time? When we should reopen the schools (timing)? ,What precautions has to be taken care for the public health?” The most important topic of discussions are public health, academics and emotional aspects and with connect to this NCERT has already released academic calendar which states 50% of students will go online and 50% of students will go offline on alternate days.

Next Dr. BalaVenkat shared his thought on the same “The extraordinary challenge posed by Covid – 19 pandemics can be won with ordinary solutions done with extraordinary discipline.After going through this for 4 months the world has learnt “what we should do ? and what we should not do?”

To prevent the disease from each other which means if you are infected you should not transmit the disease to anyone and this can be done in simple way with ordinary solutions.

Ordinary solutions are:

- 1.Physical distancing
2. To have mask which will cover your nose and mouth. (Clothe mask)
- 3.Good hand hygiene done repeatedly.
4. If you touch objects outside the house, before you touch your mouth, eyes and nose, you need to wash hands and clean up.

When coming to the schools

1. Re opening of the school in any country is equivalent to getting or returning things back to normalcy.
2. Below the age of 10 years, the infection rate is very less and even if they get infected, they passing on the disease is very less in most of the studies across the world.
3. We should get back to normal routine with the at most precautions and safety by following the 3 ordinary solutions.

Then, Mr.Ullas Kumar shared his views about the same. He addressed that in many countries the schools are beginning to open with following important measures:

- 1) Infrared thermometers are used in schools to measure the temperatures at schools.
- 2) Disinfectants to be used in schools to sanitise the ambiance.
- 3) To ensure students to wear mask all the times.
- 4) To ensure that the students and the teachers maintain social distancing among themselves.
- 5) Only 10-15 students sitting in the classrooms.

#### **Challenges for school post lockdown are:**

- 1)Ensure uninterrupted learning for all students.
- 2) Delivering high quality learning in all circumstances.
- 3) Ensuring student and staff safety.
- 4) Managing increased costs at schools.







### 3 Ensuring Student and Staff Safety

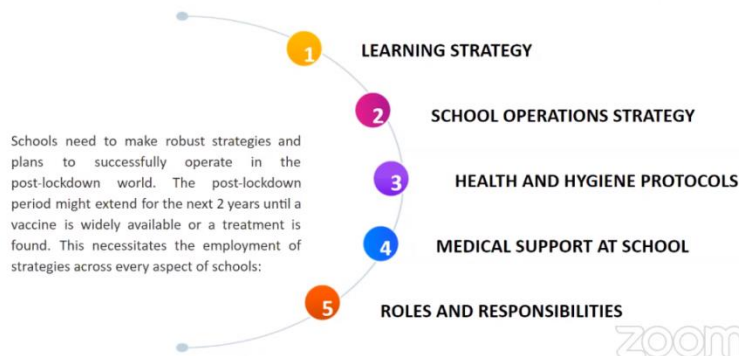
Schools will be under the media spotlight post-lockdown. Even one case of COVID-19 found in the school may result in the school and its safety protocols coming into the radar of the authorities. Parents may decide to not send their children to school, or worse, move them to another school. It is therefore imperative that schools rigorously follow the safety protocols and constantly communicate with parents to ensure student and staff safety.

### 4 Managing Increased Costs

Enforcing safety protocols in schools which includes fewer number of students in a class, increasing teaching and non-teaching staff, investing in cleaning material, sanitizers and personal protective equipment (masks, gloves etc.) will result in increased spending. Due to the current economic and social climate, schools may not be in a position to force parents to pay school fees, resulting in reduced income. Increase in expenditure and quality safety expectations from parents and reduced income will mean schools will have to find innovative and prudent ways to manage their costs.



## Strategies and Protocols for Schools in a Post-lockdown World



The above and below screenshot shows what strategies and protocols we should take in schools post lockdown.

## Strategies and Protocols for Schools in a Post-lockdown World



### 1. LEARNING STRATEGY

Online and Offline learning  
Find a curriculum and technology partner

### 2. SCHOOL OPERATIONS STRATEGY

Academic Calendar replanning  
Alternate Day School  
Double Shifts



Next, CL Mohan Narayanan addressed the questions posed by the participant teachers regarding the school fees and the teacher's salary and told that the government has asked us to not to collect the fees from the students but the main problem is how do you run the organisation and pay the teachers without the funds. The state government is preparing their own plans to overcome this problem. The 3 main important aspects are: Health, Academics and Emotional aspects.

a) **Health** - Schools will work in shifts like decluttered classrooms,

Rotational basis, odd even days, shifts basis – daily, weekly or 2 shifts in a day, 50% online and 50% offline class.

b) **Academic** – How are we going to finish the portions?

To reduce the number of holidays.

Not everyone has the technology support in terms of system, laptops and the Internet connections.

c) **Emotional** -Once the school re - opens, they need to be counselled by the counsellors to know the importance of educations and to come out of the emotional and mental pressure for their stabilisation.

At the end they discussed about the transportation for the schools, which highlighted the protocols to be followed like social distancing – auto 1 person, car – 2 people etc and then , the vehicles needs to be sanitised with students and teachers wearing masks and then regular hand wash and use of sanitisers.

The most important protocols to be followed in the school while the students and the teachers enter the school is that:

The temperature has to be checked and if someone is checked with temperature then ,they need to be sent back home or to a nearby health care centre.

At the entrance of the school, proper facilities need to be made to wash hands regularly with soap and water (students, staffs, teachers.)

Other than students, teachers and staffs no one should be allowed in the school premises.

The classrooms should only comprise of 10 – 15 students to maintain distancing on shift basis.

The webinar was concluded with the hope to follow the ordinary solutions with extraordinary discipline. The Q &A session was conducted and the panellists answered to the questions posed by the participants.

Report by, Kaveri Kiran (primary coordinator)

# **REPORT ON WEBINAR CONDUCTED ONLINE ON 30 MAY 2020**

## **TOPIC: "Technology for Schools"**

A workshop was held on the topic - Technology for Schools. This session was conducted on 30 May 2020 which was attended by many teachers of various schools.

Participants from Air Force School, Jalahalli(Primary) –

Mrs. Kaveri Kiran, Mrs. Prasanna, Mrs. Cisy Matthew, Mrs. Rekha Jayaram.

The webinar was hoisted by Amrita Vishwa Vidyapeetham. The participants were welcomed to join the webinar. Mr. Srivalsan M, Head of ICTS, Amrita Vishwa Vidyapeetham was the resource person for the webinar.



At the outset, the speaker conducted a poll containing few questions to understand the crowd. He began with explaining the meaning of the term “technology.” In that context, the speaker explained very broadly how technology has become the need of the hour with the current covid-19 crisis. He also explained how technology can be incorporated to ensure teaching and learning continues.

Why do we need Technology?

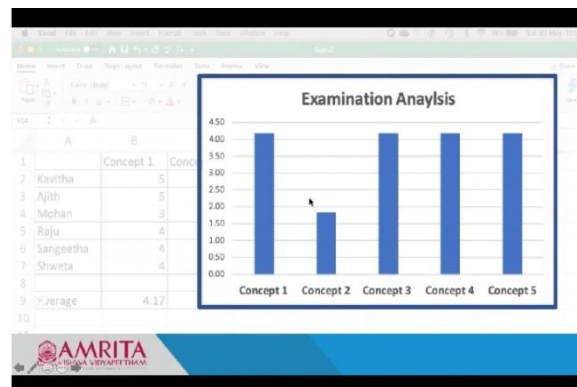
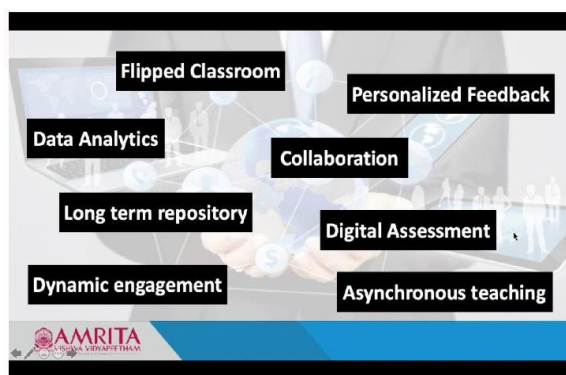


The topics covered briefly various aspects of technology for schools as follows:

1. To enhance quality, increase efficiency, instil professionalism, increase productivity.



2. The challenges that could be faced in the process of adopting technology for schools.
3. Innovate and enhance the process.
4. Shifting from synchronous learning to asynchronous learning.
5. Technology could include flipped classroom, personalized feedback, data analytics, collaboration, long term repository, digital assessment, dynamic engagement.
6. Technology could also produce a graphical assessment of the students' performance.




The speaker also spoke about the reality of the fact that even though technology for schools is the need of the hour, but in reality we still face lot of challenges in the form of interrupted power supply, poor network quality etc. which needs to be taken care of in order to have successful use of technology in schools.



The workshop concluded with a Q&A session wherein the speaker tried to answer few doubts raised by the participants like “ 1) How to assess the children during online classes? , 2) How to ensure all the students are

attentive in the class?, 3) After we overcome this pandemic Covid- 19 , should we continue with the online classes? “etc .The webinar finally concluded with the impression that technology for schools should not be seen as a solution to the current covid-19 crisis but asacontinued methodology in order to enhance the quality of teaching and learning.



Report By: Mrs. Kaveri Kiran (Primary Coordinator)

## **CBSE WORKSHOP**

### **REPORT ON WORKSHOP ON UNDERSTANDING CLASSROOM MANAGEMENT AND ITS COMPONENTS**

1. The workshop on understanding classroom management and its components was conducted online on 04<sup>th</sup> June, 2020 from 11:00am to 12:40 pm by the resource person Mrs. Manjula A ( Principal of Bhavan Bangalore Press School ). It was attended by around 87 participants .
2. The workshop started with the introduction of all the participants through Google Jamboard.
3. During the workshop the following points were discussed -
  - Expectations of the parents, government, school management, child and teachers from the education system.
  - **Characteristics of an effective teacher**  
According to Wong et.al. (2001), effective teachers share the following characteristics-
    1. Well prepared and well organized
    2. Enthusiastic
    3. Warm and approachable
    4. Alert and watchful
    5. Firm , reasonable , fair and consistent
    6. Have clear and well moderated speech
    7. Masters of their material.
  - What is Classroom Management ?

Classroom management can be defined as the actions taken by teachers to create an environment that supports and facilitates both academic and social emotional learning of the students.

- **Key points for classroom management –**

1. Motivating students , increasing their appropriate behavior, building their self esteem ,preparing them for their future life.
2. Being prepared , creative and imaginative in daily lessons.
3. Effective discipline
4. Providing or creating a safe , comfortable learning environment.
5. Ensuring the right climatefor learning to occur.

- Difference between Classroom management and Classroom organization.
- Difference between Classroom management and Classroom discipline.
- The concept of classroom management is broader than that of discipline.

- **Importance of Classroom management-**

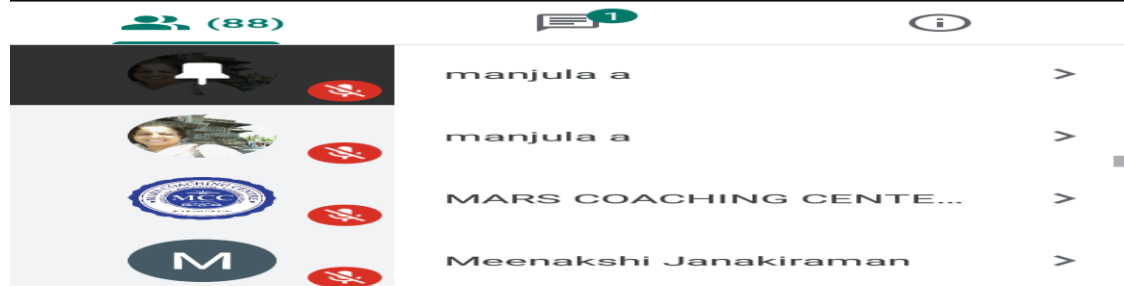
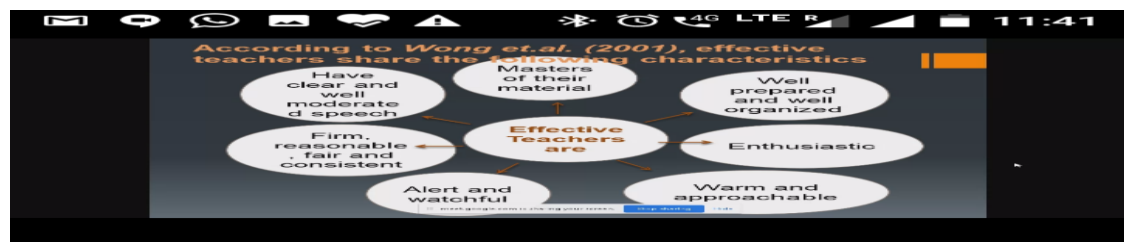
1. Establishes and sustains an orderly environment in the classroom.
2. Increases meaningful academic learning and facilitates social and emotional growth.
3. Decreases negative behaviors and increases time spent academically engaged.
4. Provides economy of time as well as energy.

- **Factors affecting Classroom management-**

1. Environment
2. Teacher / student relationships
3. Student / student relationships

#### 4. Motivation

- **Components of Classroom management-**
  1. Content – lesson plans, organization and structure of the class.
  2. Conduct – behavior ,discipline and classroom rules.
  3. Covenant – facilitation of trusting and respectful relationship that promote optimal success for all children.
- A video was played showing Goofy as a teacher and different roles of a teacher.
- The workshop was concluded as – **Teacher is the one who novel the whole structure of the child.**
- By – Mrs. Dimple Rajpurohit( PRT).
- 



**REPORT ON ONLINE WORKSHOP HELD ON 04 JUN 2020 AT 04:00 pm to 05:00pm**

CBSE Capacity Building Programme

Integrating ICT in Teaching Mathematics

Resource Person - Mrs Anuradha D

**Objective :** To enable participants to :-

1. Identify online tools for teaching and learning mathematics.
2. Varied applications in Geogebra and how to use them.

**Understanding Audience:** Different ICT tool audience is currently using were asked.

**ICT Tools :** Smart boards, popplet, mindomo, kahoot, WebEx, Microsoft teams, Microsoft forms, goggle forms and edmodo.

We find these tools extremely useful in this lockdown period. As a teacher, in this learning process right from introduction till assessment, we need so many tools that will make this process more enjoyable and fruitful. We can watch videos from youtube and have the liberty to choose the appropriate videos.

GeoGebra is a wonderful tool for teaching mathematics. It has all the geometrical concepts and mind maps.

She described in detail about this app.

**Online resources:** Asked to visit sites like CBSE, Diksha and NCERT where a lot of information class wise is available easily.

I conclude by saying that –ICT integration in mathematics education provides mathematics teachers with integrative teaching methods that motivate students learning, support their independent learning and active participation in the discovery of mathematical concept and topics. It will help them to have a deeper understanding of the subject.

It was an informative session.

With Regards

Savita Goel

(PRT Teacher)

AFS Jalahalli East Bengaluru



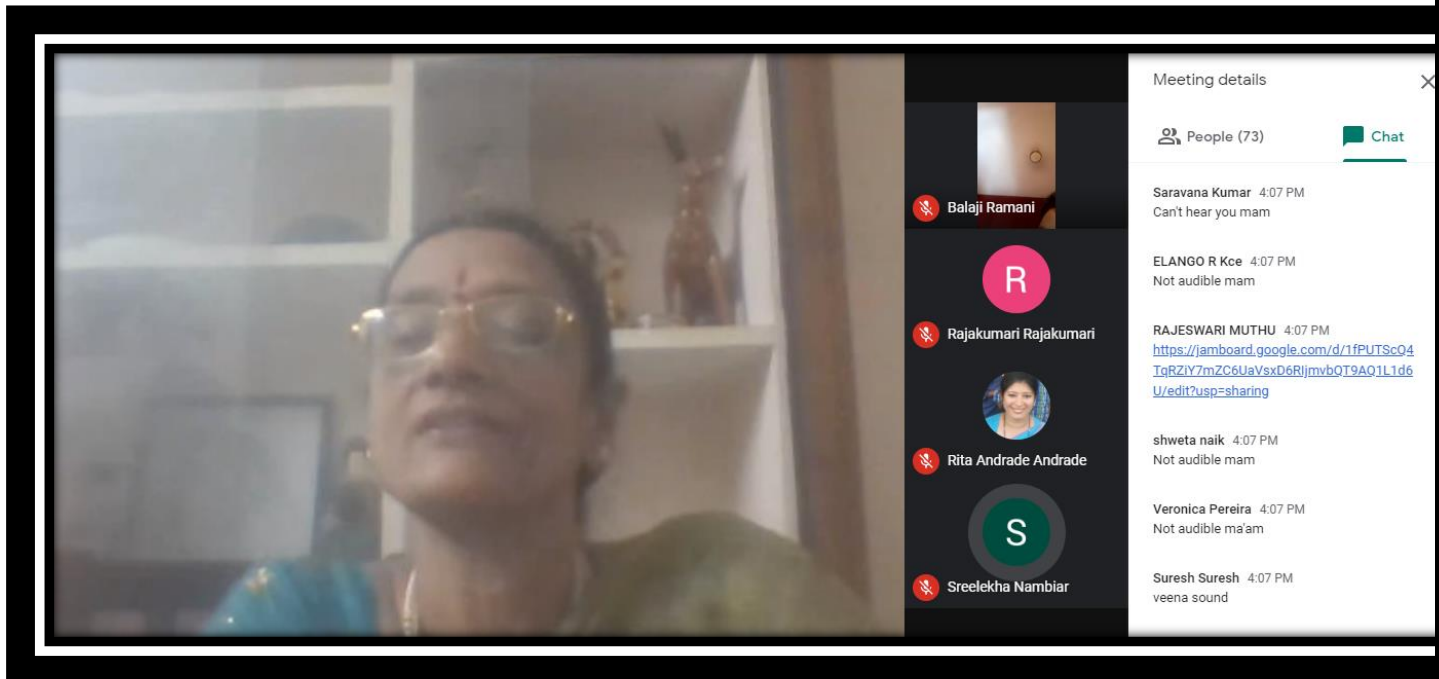
## REPORT ON WORKSHOP

### MATHAMETICSINTEGRATION OF ART

A Workshop on capacity building programme on MATHAMETICSINTEGRATION OF ART in curriculum through experiential learning' was conducted by CBSC Chennai on 04-06-2020

The host for this online session were Mrs.RajeshwariMuthu.The following points were discussed.

- Teachers were enlightened about the mathematics integration of art work in their teaching practices as it improves long term retention.Power point presentations were used to create an environment of learning and share different methods of art integrated learning in actual classroom situation.
- Programme was participatory and interactive in nature.
- Teachers were given a Hands-on in which they have to choose class and topic and make a lesson plan by using art integration in class and asses the students.
- It made us realise that interesting and fun filled art activity can form the basis of various concepts-its understanding and applicability. In arts the child uses all his/her senses hence he/she is fully involved in the process so the holistic development of the child takes place.”
- We realised how art can be imbibed by various interesting and exciting ways so that the child becomes the part of the teaching learning process and not a mere collector of



- knowledge from various sources.
- It was an interesting workshop and was enriching experience to integrate art in everyday classroom.

Art integration is using arts to teach non-arts subject which develops high order thinking in students and aims at creating learning with fun.

For art integration, following activities can be incorporated.

1. Cover page decorations and bookmark by various figures and formulas.
2. Songs to remember algebraic identities.
3. To teach ratio by cooking.
4. Mandala Art
5. Rangoli Competition using geometric concepts.
6. Warli Art
7. Thanjavur Painting
8. Madubani Art
9. String Art
10. Fractal Art
11. Shadow art

Art integration is using the arts( music, visuals art, dance drama, and creative writing ) to teach non-arts standard ( language arts , maths , science , and socials studies)

It is common for art teacher to integrate other subject areas into their lesson.

Children can use colors and shapes to enhance their understanding of maths.

The complete session is all about mathematics integration of art , the session was very affective and useful.

Submitted by –

Mrs .VeenaVerma

Primary teacher

Air Force School Jalahalli east

Report on online workshop held on 5<sup>th</sup> June 2020 at 4.00.

Teacher – Mrs Rajbala.R

Designation – PRT

### **Topic-Happy teachers create happy spaces**

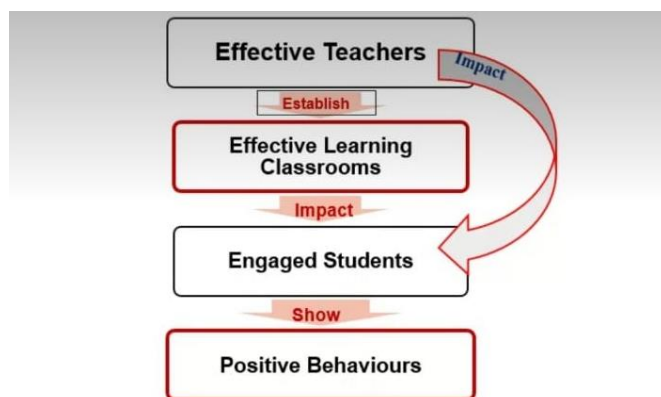
Organized by – CBSE COE Chennai

Resource person- Mini Johny The Principal, Yashasvi Vidyanikethan RP, CBSE COE Chennai

Timing- 4.00 p.m. to 5.00 p.m.

### **Objectives –**

1. Relate how happiness is a state of mind
2. To understand the impact of mindful meditation.
3. To examine the 3 C's of Classroom management in the context of happy classrooms.
4. Closure



### **1.Relate how happiness is a state of mind-**

Understanding the role of teacher in creating a happy classroom.

**An opening Thought-**

**Happiness is a state of mind. It's just according to the way you took things. – Walt Disney**

If the students are happy the teacher is happy and vice-versa.

It is important that both the teacher and the taught are happy.

Both the teacher and student should have a positive attitude towards the teaching – learning activity.

Some of the causes of teacher unhappiness are work load issues, inadequate training guidance and lack of initiative of students

Teacher can avoid unhappiness by -

Proper time management

Proper planning of curriculum

Training to be given in field of problem

Students can be initiated by the teacher by –

Stimulate, engage and interact

Motivation

Use of variety of methodology like role play and story telling.

Encourage Peer learning and group activities.

Providing emotionally and academically

Making the class engaged by involving the students.

Adding sense of humour

Having sense of purpose

Provide joyful teaching

Being a good listener

Developing a Positive attitude

Being Empathetic

Build good rapport

Reciprocate effectively

Update knowledge regularly

To be able to provide emotional support these can be done-

Students can write their problems and post them on the board without writing their name. Other students can suggest solutions

Use of gratitude board. Students can show their gratitude to anyone. This will help them to be more helpful and understanding to other problems.

Taking regular feed back or suggestions.

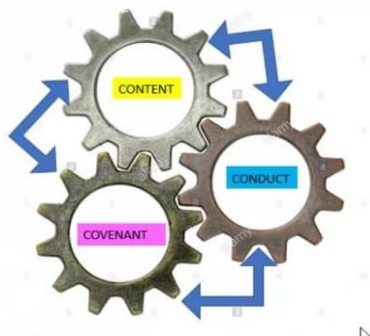
Having a thank you tree . Students can be encouraged to write the name of any students or teacher they would like to thank.

## 2. To understand the impact of mindful meditation.

Making the students to meditate. .It removes anxiety, remove stress , pain, improve concentration, improve relationship, boost unity, increase health and lifespan. It enhances the joy of living in the present. Helps people recognise their inner peace.

## 3. To examine the 3 C's of Classroom management in the context of happy classrooms.

### THE 3 CRITICAL COMPONENTS OF C.R.M.



Content management – occurs when the teacher manages space, materials, the movement of people and lessons that are part of the curriculum and program of the studies.

Conduct management -refers to the set of procedural skills that teachers employ in an attempt to address and resolve discipline problems in the classroom.

Covenant management – focusses on the classroom group as a social system that has its own features that the teacher has to take into account when managing interpersonal relationships in class room.

These three C's are very important and are related to each other. They must move smoothly to achieve the aims and objectives of the class.

#### 4. Closure –

Closure is how we end the class. It is done by –

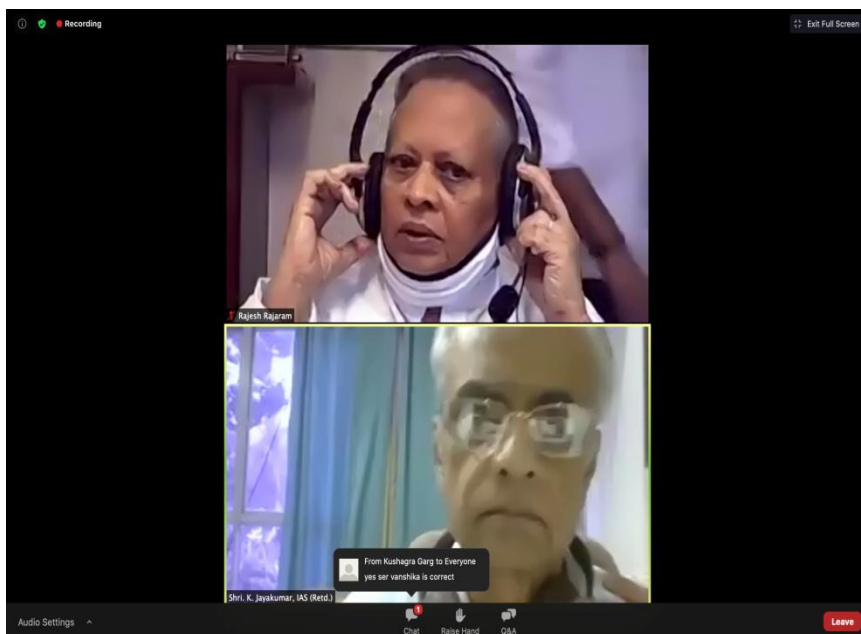
Saying – We now come to the close ----

Appreciating the mutual learning.

Reassuring that any clarifications required will be dealt with.

Expressing the expectation that the assignments will be completed.





## **REPORT ON WEBINAR**

**By Saroj singh**

A webinar organized by PN Panikar Foundation on 19 June 2020 At 1100 hrs to 1200 hrs on the occasion of inauguration of 25<sup>Th</sup> National Reading/Digital Reading month celebration. The webinar was inaugurated by Shri Pinari Vijayan Chief Minister of Kerala in the

august presence of Dr KT Jaleel Minister of higher education, Govt of Kerala. The resource person was Shri Jaya Kumar IAS (Retd), Director Institute of Management . He delivered valuable speech covering the following points:

- (i) Importance of reading
- (ii) English is an important language to learn but at the same time we should not forget to learn our mother tongue
- (iii) We should learn our regional literature to know our culture
- (iv) School and educators to play an important role to motivate children to inculcate reading habits
- (v) Library is the best place to read as the books are store house of knowledge
- (vi) We can also make use of digital platform for digital or online reading
- (vii) Reading is the food for brain and brain grows when we stimulate it by reading
- (viii) Reading sharpen our intellectual ,improves our memory power,vocabulary,concentration and our analytical & critical skills
- (ix) Children should be motivated to read atleast ten pages daily. They can start with reading ten lines.
- (x) There is no joy greater than reading and no strength greater than knowledge

The webinar was closed by vote of thanks given by Shri Bal Gopal Panikar.

19<sup>th</sup> June 2020

### **Report of the webinar**

On 19<sup>th</sup> June 2020, I attended webinar on “Evolution and Growth of National Reading Month Celebration” in the remembrance of PN Panicker, father of library movement. K Jayakumar (IAS) was the main speaker of the event. He briefed the contribution of Sri PN Panicker and the memories of working with him. Mr. Panicker played key role in achieving 100% literacy in Kerala and encouraged many people to develop the habit of reading. Because of his hardwork every panchayath in Kerala got library.

Mr. Balagopal, son of Mr. Panicker and Vice Chairman of P N Panicker Foundation, is continuing the legacy which was started by Mr. Panicker. He along with Mr. Jayakumar taken up with the Prime Minister of India to reach to each one to develop the habit of reading and to have a Nation-wide momentum.

K. Jayakumar mentioned that Knowledge is our strength. To acquire that we have to read a lot. According to him we should give more importance to mother tongue. While it is true that English is required, he mentioned to give more importance to mother tongue. He mentioned that thinking habit gets developed through mother tongue and mother tongue is the ‘Treasure-House’. He advised the children to read at least 10 pages every day before go to bed. All of us have to develop a habit of reading whatever comes in our way, it can be a wrinkled paper or even a notice. He recommended everyone to follow Mahatma Gandhi’s quote “Live as if you were to die tomorrow. Learn as if you were to live forever”. He urged us to commit ourselves to read and let us be greedy to read.

PN Panicker passed away on 19<sup>th</sup> June 1995 and to honour his legacy, the state government of Kerala announced the day as Vaayanadinam which translates to Reading Day. Reading Day is now celebrated not just in Kerala, but across the nation in schools and educational institutions.

There were two questions were answered by Mr. Jayakumar IAS at the end of session.

1. How to encourage school children to read?

He responded to tell the students that this is not for your examination and have fun in reading. It is teachers' duty to select the book which is of interest to children so that they will come and demand for more books. Even if the books are destroyed by the children in the process, the teachers should encourage reading habit among children.

2. How can we inculcate the habit of reading in this digital world?

He replied that it is not that they should read only the books. They can read digital books also.

It was indeed a pleasure to attend this webinar. It encouraged to read whatever comes on our way and make our knowledge as capital.



Sunitha AK (PRT),

Air Force School, Jalahalli (E).

## **REPORT ON CISCO WEBEX FOR ONLINE VIRTUAL CLASS**

**Minooprasad**

On 9<sup>th</sup> May, 2020 a workshop was conducted on Cisco WebEx for online virtual class. The panelists were Mrs Arunima Director of CBSE board, Mr Gautham Kamini and Mr Kaarthikeyn. Around 350 candidates across India attended the meeting.

Mr Gautham kamini introduced Cisco WebEx as a platform for collaboration with teacher and students. The discussion of the meeting was split in three parts

Pre meeting, in meeting, Post meeting. All the three points were explained. For E-meeting how to set up room for E-learning. Preparation of E-learning. Security FAQ for students and faculty. Connectivity with different gadgets. Key features of

Cisco WebEx Education pack was explained.

Host can register the names, restrict the number of students, and cancel the registration

Host can customize audio, video, chat box, time limit, attendance, record the meeting and transfer the file.

Prepare question paper and conduct test.

It was a good experience on online teaching. It was informative and useful.

## REPORT ON WEBX TRAINING

TEACHER – MRS RAJBALA.R

DATE – 9<sup>th</sup> May 2020

Time – 11am to 12 noon

TOPIC - Cisco WebEx offered a free training on the use of its various online tools

The host and the trainer were - GouthamKamini( Speaker )and Kaarthikeyan GM ( Host). The coordinator was MsDhanashreeSontakke.

The following Points were presented .

WebX provides a platform collaboration system. It can be used for audio conferencing , video conferencing and web conferencing. It is a ADA Compliance that means it can be used for hearing – impaired , visually impaired and attention deficit disorder too. It is a webinar tool. It is dedicated to teachers to take online classes.



**Security Compliance**

**Security FAQ for students and faculty**

**Q. Is Webex secure?**  
**A.** The Webex platform has end to end encryption and meets school security standards so is safe for students and faculty to use.

**Q. Can anyone join my class or meeting?**  
**A.** Virtual class or meeting hosts can lock your virtual meeting room so no one can enter and disturb. Locking the virtual meeting room is recommended for confidential conversations between students and faculty, so that others don't accidentally join the meeting.

**Q. Will other students see my mobile number?**  
**A.** Your personal information is not shared in Webex, only your institution email address.

**Q. How will I know when there is a member in a Space not from our school?**  
**A.** Spaces with external members will display this icon 

**Q. Will classes or meetings be recorded?**  
**A.** Sessions may be recorded by your professor or meeting host. There will be an icon confirming recording.

**Q. Where will my recordings be stored and who has access?**  
**A.** Your class recordings are stored on your class Webex site and anyone in your class can view them. If you record a non-class meeting, the recording will post in a Webex Teams Space.

**Q. Can people outside of the Space see our messages?**  
**A.** No one can see messages in a Space, unless they are added to the Space- except your school's security officer.

**Q. Can deleted messages be retrieved?**  
**A.** Deleted messages can only be accessed by the school security, so no message is ever lost, in the case of a school sanctioned investigation.

**Q. Can you remove someone from a Space?**  
**A.** Yes, you can be removed or remove yourself.

It is security compliant too. It has end to end encryption. No personal details like mobile number will be shared on the platform. Only the institution email address can be seen.

Recording of the meeting is possible. The class recordings are stored on the class Webex site. No outsider can see the messages until they are invited . Deleted messages can be retrieved by the school security. We can be removed or can remove anyone.

The number of participants can be as much as 1000. It allows content sharing, application sharing and Web browser sharing. Allows anyone to join by a click.

We can create space for the class.Content sharing and whiteboarding possible. It has a pen where the teacher can write and explain.We can share a multimedia document like a video file it can be shared.



We can annotate ourself or make some one annotate in the presentation .We can chat as an individual or as a group.

We can see the list of participants , if some one wants to speak they can be unmuted .All the data is available regarding meeting -the name, the number attended , which participant joined when and when they left. All this information is automatically generated. No need to take manual attendance. Attentive percentage of the student , the questions answered by the student etc can be easily viewed. A class can be created from among all the users by drag and drop method.

Attention indicator will let the teacher know if the student is chatting or playing a game. The teacher will get information if the student is not attentive.It allows polling. Making multiple choice questions. The assignments will be automatically corrected and graded.It allows Breakout session where the students can be grouped to do assignments.There is automated e-commerce if required to pay and join.



# REPORT ON WEBINAR CONDUCTED ONLINE ON 06 JUNE 2020

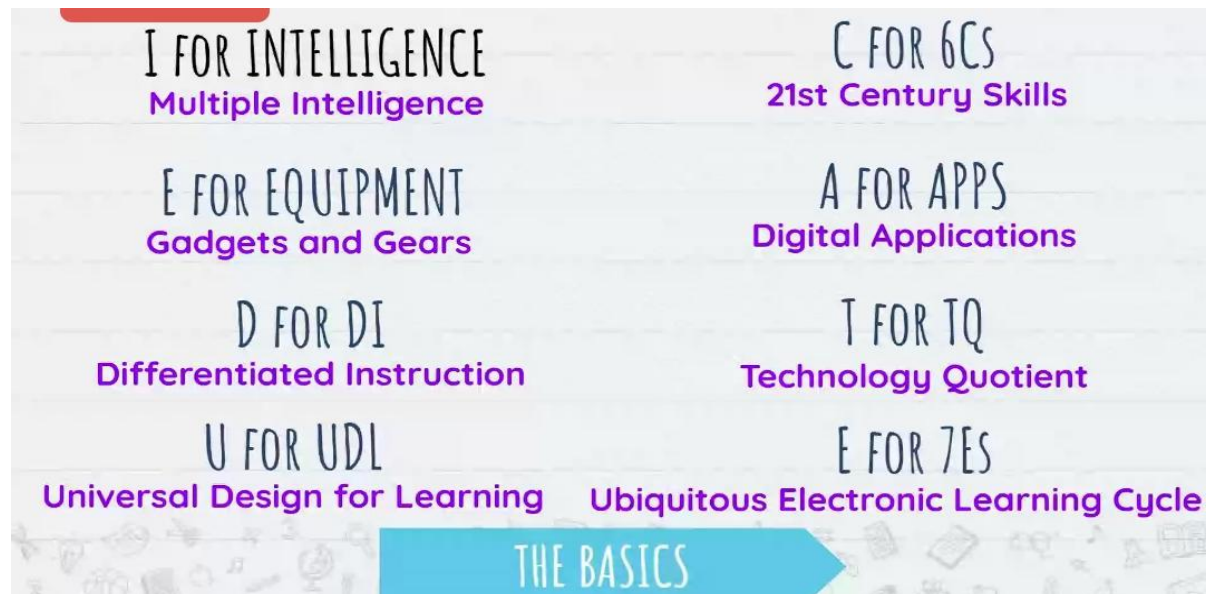
## TOPIC: "I EDUCATE"

A workshop was held on the topic –I EDUCATE. This session was conducted on 06 June 2020 which was attended by Executive Directors, Principals, HMs and teachers of various Air Force Schools pan India.

Participants from Air Force School, Jalahalli (Primary) –

Mrs.KaveriKiran, Primary Co-Ordinator and all primary staff.

The session begun with Mrs.Rajeshwari P Principal AFS Coimbatore welcoming all the participants and introducing the speaker for the session - Wing Commander Rajalakshmi, ED AFS Coimbatore. It was a very informative session. The session began by explaining that IEDUCATE is an acronym and each aspect of the acronym was explained in detail and the following main points were discussed.



- I refers to multiple intelligence – 8 eight different ways of learning according to Harvard Gardner. Every child's learning needs to be taken care of.
- E refers to Equipment- gadgets and gears – it is very important that educators have a good Wi-Fi router or Hotspot. Every session has to be recorded and sent.
- D refers to differentiated instructions.
- U refers to universal design for Learning.



- C refers to the 6 Cs and the skills required by the children in the 21<sup>st</sup> century such as character education, citizenship, communication, critical thinking and problem solving, collaboration, creativity and imagination
- A refers to the apps and the digital applications available to enhance teaching.
- T refers to TQ- technology quotient of educators, create a personalized learning network.
- E refers to the ubiquitous electronic learning cycle with 7Es.



To implement the above points we will need the project based learning through a digital lesson plan. The 5 Rs of good learning such as responsibility, resourcefulness, resilience, reasoning, reflection, and reflection were also explained.

## **REPORT ON ONLINE WORKSHOP CONDUCTED ON 18<sup>TH</sup> June 2020**

**TOPIC :-** Adapting to the new normal in a post COVID 19 world

**RESOURCE PERSON:-** Dr. Sudarshan Ballal, Rahul Dravid

The webinar on the topic “Adapting to the new normal in a post covid 19 world” was conducted by Dr. Sudarshan Ballal, Rahul Dravid and noted educationalist Manila Carvalho speak about the new normal in the post-covid world, with an emphasis on school education

“It is not what you do for your children but what you have taught them to do for themselves that will make them successful human beings.”

Points discussed are

1. What steps should a school take if and when schools reopen in terms of sanitization and physical

distancing.

2. Wearing mask, maintaining social distancing, washing hands frequently, not to send sick child to school, maintain hygiene in toilets and sanitizing the school.

3. Not to sit long time in front of the computer, in between children have to get up and do some exercise.

4. Conduct some form of yoga exercises or activities during online classes.

5. Children between 5 to 15 are at high risk of getting affected by online classes.

6. Symptoms of Covid in child are similar to adults like fever, cold and throat infection even fatality rate

is same if not given good care.

7. If classes are going to open in the month of Sept. 90% parents are not ready to send their ward to

School.

8. Risks of staying at home are- they will become obese, taking of food containing more calories, not having

interaction with their peers create anxiety among children.

9. No need to complete all the syllabus, just engage them and start engagements like acting, singing,

dancing , so that they should not feel frustrated at home .

10. Virtual classes should be balanced ,organised and structured.There should be less number of online

Classes for children.

11. Suggested alternate classes...first day two academic classes, next day two physical classes should be

conducted.

12. Three to four hour online classes affect the child's health.

13. Online exercises classes will help a lot to keep children physically and mentally fit.

Overall, it was a good to listen to eminent speakers with diverse views and session was very

informative and having wider perspective.

With Regards

Geeta Raina (PRT)

## **REPORT ON ONLINE NIE WORKSHOP CONDUCTED ON 2<sup>nd</sup> Sept. 2020**

**TOPIC :-** “Health Problems faced by unsung heroes and how we could help prevent It”.

**RESOURCE PERSON:-** Dr. Sudarshan Ballal, Prof. S Sadagopan, Dr. Joseph Emmanuel – Director CBSE (Academics) and other top of the line doctors from across the country.

The Teachers webinar on the topic “ Health Problems faced by unsung heroes and how we could help to prevent it “ was conducted by Dr. Sudarshan Ballal, Prof. S Sadagopan, Dr. Joseph Emmanuel and other top of the line doctors from across the country speak about health issues faced by teachers in the post-covid world.

Points discussed are

1. To organise the webinar for unsung heroes and main aim of this meeting is to celebrate teachers day covering the health problems of teachers .
2. Dr. Ballal said teaching is very noble profession as like other professions in the world and is one of the most stressed profession as they have to manage thousands of students at a time. At this time ,it is important to take care of teachers, who take care of our children .
3. It is a big challenge for teachers to take online classes during this pandemic periods and how they adjust themselves creates lot of mental stress for them.
4. Apart from this great service , they have to take care of their family ,their kids and fulfill the needs of parents. Parents should understand the problems faced by teachers and try to cooperate with teachers .
5. Everyone should understand the problems of teachers as well as the students who are taking and attending online classes because it affects their health badly.
6. Teachers are the building blocks of our society. If teacher is healthy, our society will be healthy. So teachers specially lady teachers have to be very careful about their health related issues.
7. Teachers are undergoing this time mental, physical emotional pressures. They are suggested to go for routine check up once in a year, sleep on time and to take healthy food.
8. While sitting in front of computer for longer time creates lot of health issues like eye problems, back pain, bone and joint pain, headache and voice problems .



9. It is important for all teachers to take regular walk, yoga and meditation will help a lot to come out of the stress.

10. Virtual classes should be balanced ,organised and structured.

Overall, it was wonderful and good interacting session and to listen to eminent speakers with diverse views and session was very informative and having wider perspective.

With Regards

Geeta Raina (PRT)

## **REPORT ON ONLINE WORKSHOP CONDUCTED ON 26<sup>TH</sup> MAY 2020**

**TOPIC :- CBP LIFE SKILLS**

**RESOURCE PERSON:- Mrs. Vasumathy Srinivasan**

The workshop on Life Skills was conducted by Mrs. Vasumathy Srinivasan in which 91 participants participated from various schools. She started the session by this quote:-

“It is not what you do for your children but what you have taught them to do for themselves that will make them successful human beings.”

Life Skills:- As the word describes , are the abilities required to effectively deal with demands and challenges of life. Students and teachers both require life skills to lead a happy life with a positive attitude that enables them to become an engaged member of the society.

Beginning with the perspective building session on life skills, need analysis questionnaire was shared among all, to help them analyse and choose one ability which they think is best suited for the set of situations given. This activity was aimed at bringing out the knowledge of basic skills required to face day-to-day challenges.

The points discussed during the meeting were:

1) Life skills are abilities for adaptive and positive behaviour that enable individuals to deal effectively with

the demands and challenges of everyday life.

2) Life skills are abilities that facilitate the physical, mental and emotional well-being of an individual.

3) Livelihood skills or occupational/vocational skills refer to capabilities, resources and opportunities

to pursue individual and household economic goals and is related to income generations.

4) Life skills helps to build good behaviour

5) To lead the good life , these skills are needed

6) Life skills are divided to three broad categories:-

a) Thinking skills :- Self Awareness, Problem Solving, Decision Making, Critical Thinking and Creative

Thinking.

b) Social skills :- Interpersonal Relationships, Effective communication and Empathy.

c) Emotional skills:- Managing emotions and Coping with stress.

All these skills are interrelated and reinforce each other. Together they are responsible for our psychosocial competence , build our self esteem and self-efficacy and nurture holistic development.

7) Importance of Life skills –

Promotes positive attitudes and behaviour, improves communication abilities, promotes healthy

decision making, teaches anger control, increases self-esteem and self-confidence and improves

academic performance.

Conclusion :- The workshop was very informative and interactive. It not only made teachers more sensitive and understanding towards students but also helped in imbibing life skills in their teaching style so that children of today get education that adds value to their personality as a whole.

With regards

Geeta Raina

(PRT Teacher)

AFS Jalahalli East, Bengaluru

## **REPORT**

### **WORKSHOP ON SUSTAINABLE GREEN SCHOOL**

**BY: MRS. MINOO PRASAD**

It was an online session conducted through Google Meets App on 6<sup>th</sup> of June 2020 at 9 am. The resource person was Dr. Abdul Jaleel Perla. There were 90 other participants attending the meeting from all over India.

The agenda of the workshop was to spread awareness regarding Sustainable Green School and its physical and behavioural dimensions involving society and environment.

The concept of Green School was introduced in Europe in 90's. It is visualized as a school guided by the principles environmental sustainability. It seeks to create a conducive environment to fully utilize all resources and opportunities inside as well as outside the school to sensitize teachers and students for environmental sustainability through active involvement of the community.

A Green School is physically safe, emotionally secure and psychologically enabling. The following points were discussed and elaborated:

- **A GREEN SCHOOL:**
  - Reduces environmental impacts and costs.
  - Improves occupants health and performance
  - Increases environmental sustainability literacy
- **CHARACTERISTIC OF A GREEN SCHOOL:**
  - Protect health
  - Increases students' performance
  - Saves energy and money
  - Reduces carbon emissions
  - Reduces water usage
- **GREEN CURRICULUM:**

The term 'curriculum' needs to be seen in qualitative rather than quantitative terms. It is more than environmental education.

- Learning about the environment
- Learning through the environment
- Learning for the environment

The ultimate goal of Green curriculum is action.

- Action to improve the environment
- Prevent its degradation and sustain its well being

The sense of action and achievement will not only motivate children, but also create a sense of empowerment.

1

The workshop was concluded on the point that never before has our planet, and we as a people, stood before the number and scale of man-made challenges than we do today. Real change is needed. Not just from politicians and businesses but from all of us. Without understanding the situation and without developing a deeper awareness about the lives we are living – and the consequences it has – such changes are unlikely to occur.

## **Report on Webinar attended on 16-5-20 by Rekha K R**

### **Topic:DEVELOPING LIFE SKILLS TO STAY A STEP AHEAD**

The webinar was organized by AIR Force School ASTE, presented by Ms. Neeru Attri. The online session was of one hour duration (11:00am-12:00pm) and it was conducted through Google meet app.

Around 120 teachers including support staff attended the webinar, from all over India. Ms. Shilpa Mary Thomas gave a welcome speech to the presenter, The Session started at 11 am. She was an experienced coach and counselor. Also, she explained in a very simple way with a variety of PPT slides.

The Presenter gave an activity, describe yourself in a word. All the participants typed in the chat boxes, as per the instructions given prior to the webinar. It was an interesting and interactive session. She also provided an opportunity to give our opinions or thoughts. The presenter explained about 'What are Life skills', also she conducted a self-analysis, where all participants have to give answer in A,B,C format, like MCQ. Based on these answers given by the participants, More number of A answers, More number of B answers, More Number of C answers and Evenly distributed A,B,C answers. Everybody got a chance to know their scores and she explained their score and its meaning. Followed by she explained about 'How to deal with stress'. She gave a solution to 'Managing stress with 3A technique'-Accept, Acknowledge, Alternatives, Types of Barriers, Forming healthy relations, Creativity, Mental Blocks, Effective Communication, Maslow's Hierarchy of Needs. She explained all these areas. Before the session ends she gave a chance to ask any queries or ideas to share with her.

It was a wonderful and encouraging session ended by sharing a few online courses from universities, abroad. She gave an insight into it.



## REPORT ON WEBINAR HELD ON 22<sup>nd</sup> MAY 2020 AT 11:00a.m. to 12:30p.m.

### **Social Science webinar**

#### **Theme – “ICT Integration in teaching of Social Science”**

**Resource Person - Mrs. Indra Vijayakumar (Principal of Nalanda Intl. School, Krishnagiri)**

“Online teachers are like kids who just stepped into Pre school” was the introductory quote of the Workshop.

Information and Communication Technology to be inculcated in Online teaching.

The objectives discussed during the meeting were.

- 1 To enable participants to adapt Blended Learning Model.
- 2 To incorporate online gaming strategy (Use of Flip Grid by Microsoft)
- 3 Use of Jam Board (To do Scavenger hunt, Map Activity, Sticky Note Activity)
- 4 To apply graphic organizers in the teaching learning process using online links
- 5 To utilize games as a tool for assessment.(Spinner wheel)
- 6 To organize E- Port Folio/
- 7 To create a space for Experimental Learning through virtual tour wherever it is applicable.

It was concluded that online classes can be effective by making the content less and interactive with the help of online Interactive tools.

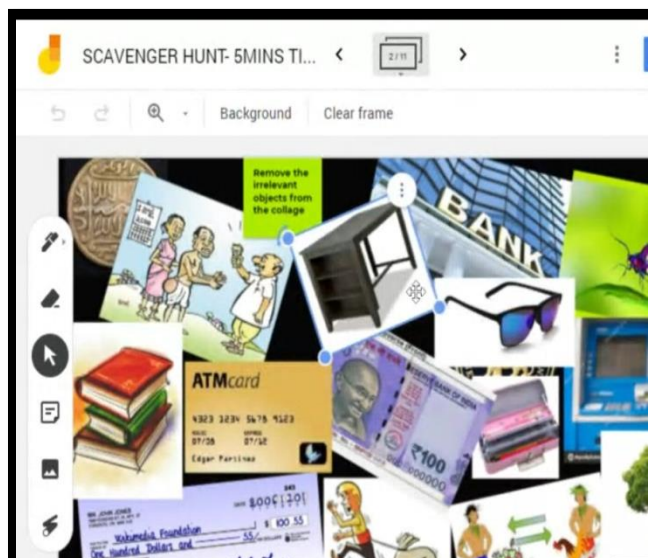
It was an informative session.

With Regards

Cisy Mathew

(PRT Teacher)

AFS Jalahalli East ,Bengaluru



### **Flip Grid- Microsoft**

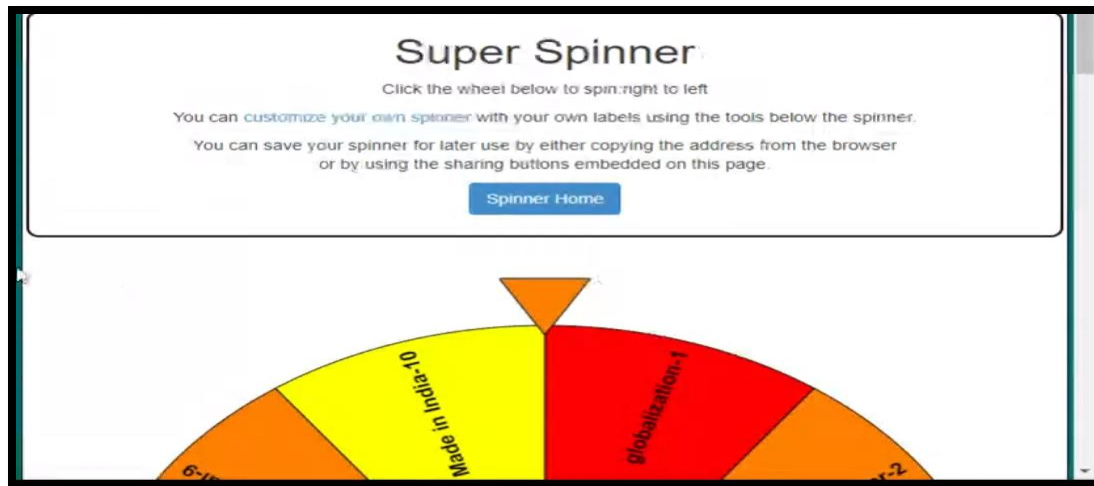
Go to flipgrid.com- page will appear-click on education-sign in using gmail account

-Enter your personal details-welcome to flip grid page appears-lets make a grid-

(school email/student ID/ Educator learning )

I clicked on student id..a student ID will be created

<https://flipgrid.com/2f04904e>



## E-PORTFOLIO

Sites.google.com

<https://sites.google.com/socialsciences.co.in/indravijayakuma>

<https://sites.google.com/socialsciences.co.in/indravijayakumar/home><sub>(new-indra)</sub>



8<sup>th</sup> May 2020

### Report on workshop

On 8<sup>th</sup> May 2020, I attended online workshop on teaching strategies and methodology of science. Teachers from various schools attended the workshop. Smt. Geetha Subramanian was the resource person. She presented different ways of effective teaching. She enquired the teachers about major challenges faced while teaching science. She emphasized on conducting experiments to develop interest among students. She suggested to do small experiments during on-line teaching.

Develop thinking is the main goal of teaching science. As we say

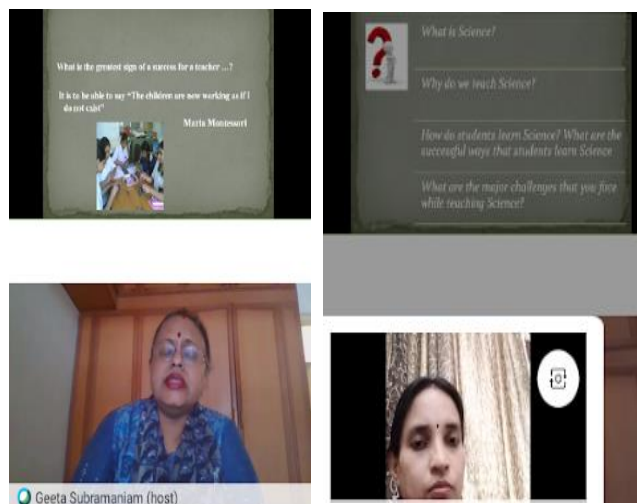
'he who learns but does not think is lost' (Chinese proverb). You-tube videos were shown, could not completely hear due to network issues though.

Different method of teaching science was discussed. She advised teachers to prepare well before taking on-line class and also be aware about the different tools which are available in on-line teaching. She suggested to include stories and role plays in science class using scientific names. The session was overall very informative.

Sunitha Ak

PRT

Air Force School ,Jalahalli



## **REPORT ON ONLINE WORKSHOP HELD ON 15 MAY 2020 AT 11:30a.m. to 12:30p.m.**

CBSE Capacity Building Programme

Enhancing Life Skills –“COPING WITH STRESS”

Resource Person - Manila Carvalho (Principal DPS Bangalore EAST)

Workshop begin with a quote “It is not what you do for your children but what you have taught them to do for themselves that will make them successful human beings.”

Life is full of challenges and we have to handle them skillfully.

Following points were discussed-

- 1 STRESS – It is the body’s reaction to any change that requires an adjustment or response. The body’s reaction can be physical ,mental or emotional responses and it is a normal part of life. Stress can be experienced from our environment, our body and our thoughts.
- 2 Stress can be due to 2 factors –Internal (illness or medical procedure) ,External(environment and social situation)
- 3 SYMPTOMS- headache, stomach upset, high BP, chest pain, sleep problem, high anxiety level, depression and panic attacks.
- 4 TECHNIQUES OF RELIEF- meditation, yoga, time management, proper planning, having realistic goals, effective communication , taking breaks and resorting to help.
- 5 A video was shown on “How stress affects our brain?”

I conclude by saying that -Learning healthy ways to cope and getting the right care and support can help reduce stressful feelings and symptoms.

It was an informative session.

With Regards

Savita Goel

(PRT Teacher)

AFS Jalahalli East Bengaluru

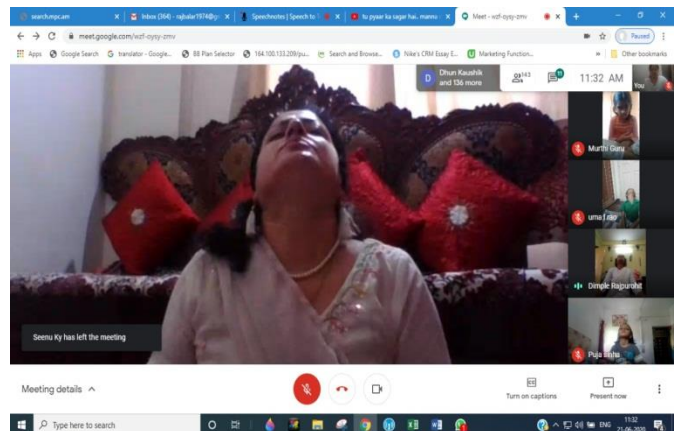
## REPORT ON INTERNATIONAL YOGA DAY CELEBRATION

The INTERNATIONAL YOGA DAY CELEBRATION was conducted online on 21<sup>st</sup> June, 2020 from 11:00am to 12:15 pm by the primary wing . It was attended by around 200 participants .

It started with the introduction of the yoga day by Mrs. Geeta Raina . She explained the importance of yoga in our daily life and mainly during this pandemic to all the teachers and children.

Mrs. Geeta Raina did breathing exercises followed by meditation.

All the teachers and children participated enthusiastically and did yoga.



## Report on Webinar on Microsoft Teams

Webinar Date and Time: 02/05/2020 5:00 p.m. to 7:15 p.m.

Attended By: Mrs. Prasanna C (PRT) and Mrs. Shoma (TGT).

On Saturday, 02/05/2020, a webinar was organized by the Juana Technologies Pvt Ltd. on the A1 deployment of Microsoft Teams for Schools and other educational institutions to help schools continue with the chain of knowledge transfer during this crisis of the pandemic. Principals and technical staffs of many schools took part in the webinar.

The Webinar covered the topics of Microsoft Teams overview, demo of Teacher/Student interface and the Next Step involved in adopting Microsoft Teams and finally ended with question and answer session.

## **REPORT ON ONLINE WORKSHOP CONDUCTED ON 28<sup>TH</sup> MAY 2020**

**TOPIC :-**Decoding Periodic Test and Multiple Assessment

**RESOURCE PERSON:-**Mrs. K Uma [ PRINCIPAL, MAHARISHI VIDYA MANDIR ]

The workshop on “Decoding periodic test and multiple assessment” was conducted online Mrs Uma K [principal]. In which there were around 100 participants from various CBSE schools .she started the session by showing PPT .

The points discussed during the meeting were :

1. To strengthen assessment and evaluation practices at CBSE .
2. There is a need of exposing the students to different type and formats of questions in the year end / board examination, so that a large range of learning outcomes be assessment .

**ASSESSMENT:** Assessment of learning – periodic test

Assessment for learning -- multiple assessment

Assessment as learning -- portfolio

### 3. PERIODIC TEST

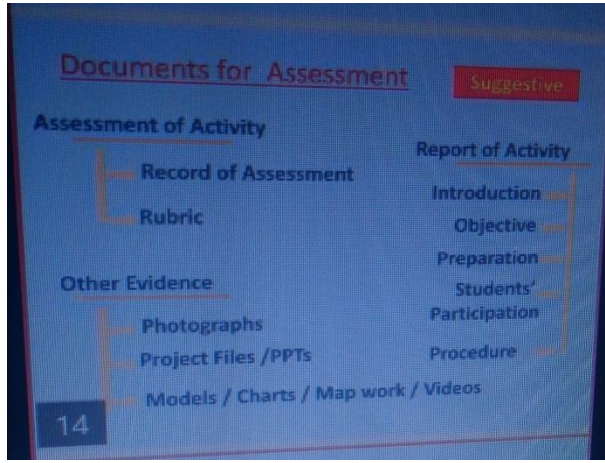
- Per subject in an academic year .
- 3 tests may be held as one being the mid term , the other two pre mid term and post mid term with portion of syllabus cumulatively covered.
- Gradually increasing portion of content for appearing in the board examination with 100% syllabus.
- Average of best two tests to be taken for final marks submission.
- Sharing of feedback with the students and their parents
- Typology of questions
- Question paper blue print
- Typology varies from subject to subject
- SMART learning out comes

### 4. MULTIPLE ASSESSMENT

- Every activity should have an assessment tool.
- Do not forget to keep evidence of activity



- The assessing parameters should be discussed with the students when the activity is given .
- List of multiple activity
- Documents for assessment.



With regards

Prabhapatel

(PRT Teacher)

AFS Jalahalli East, Bengaluru

## Topic: “Empowering the team”

A workshop was conducted online on the topic – “Empowering the team” on 26

<sup>th</sup>

July 2020 between 10 – 11AM by the resource person, Sukanya M. The session started with small introduction and The speaker talks about the leadership behavior and how a leader should build trust with the team.

- She explained how a leader to be good and effective.
- A leader can be trusted that has moral values and integrity, honorable reputation.
- A leader should not be biased.
- A leader should know the abilities of the team and how a person can trust you.
- A leader’s positive feedback on team boots motivation and makes them productive. But negative remarks makes the team very vulnerable.
- A highly knowledgeable leader is very significant of becoming a good leader.

Then the speaker explained about the characteristics to become a team leader.

- Team building is the process of establishing and developing a greater sense of collaboration and trust between members.
- A team can achieve more than a leader.
- Being a team player shows complete responsibility and participation.
- A team leader should create a very happy environment and a happy culture within the team.
- A team leader can bring the team together and keep them together.
- She also explained to Empower the teachers to lead by:
  - ☐ Nurture an authentic workplace.
  - ☐ Variety is the spice of life
  - ☐ Fear of missing out
  - ☐ Matchmaker

☐ Balancing act

☐ Refuelling

- Then the speaker explained about the story of wolves to learn an invaluable leadership.

- Then she explained the process of empowerment.

- It is always about why we need to do with concretely.

- When we have a purpose, then it is easy to fix up the how and what.

Then she explained in short about 5Es.

- Understanding the way of thinking, when you ask them to explore and ask them to explain the possibilities and the drawbacks and the outcomes of their ideas.

The speaker spoke on difference between delegation and empowering. The speaker explained on leadership, which commands, empowerment, encouragement, vision and values.

And the leadership is all about, targeted goals, team motivation, inspiring, coaching, guidance, productivity and growth.

The workshop finally concluded with a Q&A session wherein the speaker tried to answer few doubts raised by the participants. The workshop finally concluded with a good note from all participants.

Report By: Mrs. Prativa Nayak (PRT)

